

Некоторые итоги саммита Делового
совета БРИКС в ЮАР и саммита Деловой
Двадцатки (В20) в Индии
19-27.08.2023

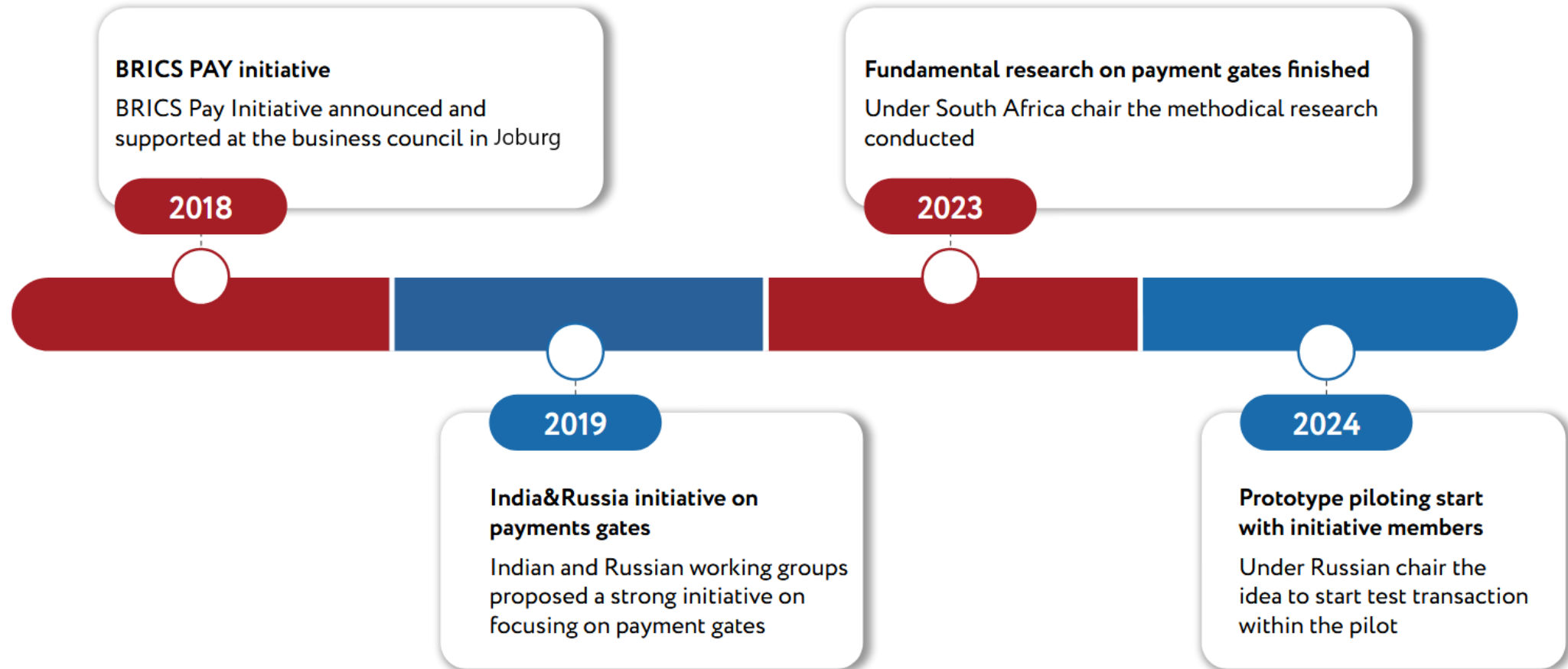
Прексин Олег Михайлович

ЗАКЛЮЧИТЕЛЬНАЯ ЧАСТЬ ПРЕЗЕНТАЦИИ ПОДГРУППЫ ПО РАЗРАБОТКЕ ПРОЕКТА «БРИКС СТЕЙБЛКОЙН» РАБОЧЕЙ ГРУППЫ ПО ФИНАНСОВЫМ УСЛУГАМ ДЕЛОВОГО СОВЕТА БРИКС (20 августа 2023 года)


Предложения по дальнейшей работе по реализации проекта:

- Finalize draft of white paper post input from all BRICS Business Council Working Groups
- Central Bank involvement in discussion for the specifics around collateralisation and tethering
- Decide on how Stablecoin is minted into the blockchain –
- Central Banks only?
- BRICS Bank
- Cyber security considerations
- Regulations for collateral
- Interoperability design to integrate with other payment systems to enable open trade with more partners

ДОРОЖНАЯ КАРТА ПО РАЗВИТИЮ ПЛАТЕЖНОЙ СИСТЕМЫ БРИКС ПЕЙ (Предложения Российской делегации)




МУЛЬТИ-БРЕНДОВАЯ ПЛАТЁЖНАЯ КАРТА И ВОЗМОЖНОЕ НАПОЛНЕНИЕ КОШЕЛЬКА БРИКС ПЭЙ В СМАРТФОНЕ




СПЕЦИАЛЬНЫЕ ПРАВА ЗАИМСТВОВАНИЯ (СПЗ - SDR) И НОВАЯ СЧЕТНАЯ ЕДИНИЦА (НСЕ) – СТЕЙБЛКОЙН

НЫНЕШНЯЯ КОРЗИНА SDR

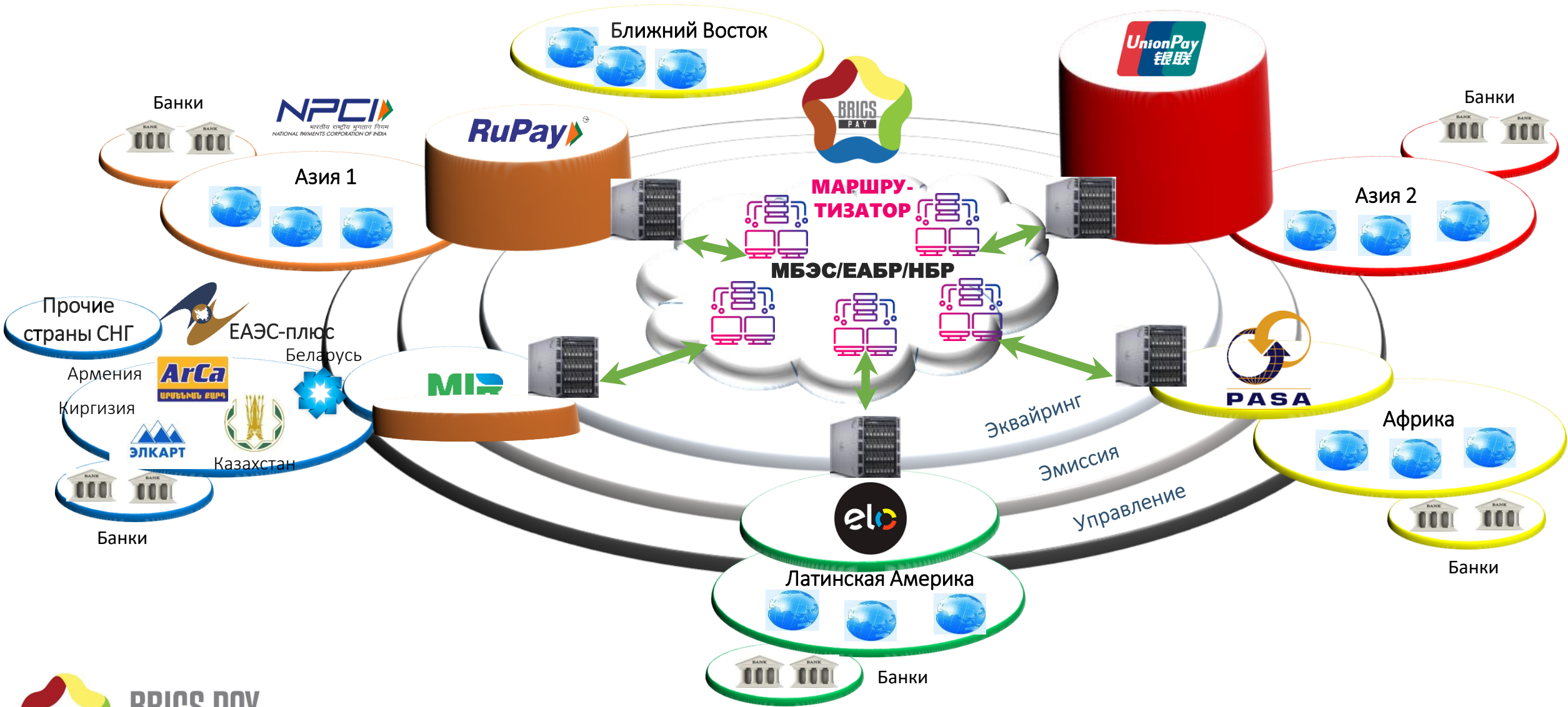


НСЕ В «ЗОЛОТОЙ» ВЕРСИИ



НСЕ может включать разные компоненты при условии сохранения должной стабильности, прозрачности и простоты расчета курсовых соотношений

ОБЩАЯ СХЕМА ПОСТРОЕНИЯ НОВОЙ МЕЖДУНАРОДНОЙ ПЛАТЕЖНОЙ СИСТЕМЫ (НМПС) С ЗАПУСКОМ СЕРВИСА «БРИКС ПЭЙ» НА ПРОСТРАНСТВЕ «БРИКС-ШОС-ЕАЭС+»



КЛЮЧЕВЫЕ РЕКОМЕНДАЦИИ ДЕЛОВОЙ ДВАДЦАТКИ В ПЕРИОД ИНДИЙСКОГО ПРЕДСЕДАТЕЛЬСТВА

- **Global SDG Acceleration Fund (GSAF)**

GSAF is recommended as a global multi-donor fund wherein the G20 and the next ten largest countries, by GDP, are proposed to pool in capital in GSAF, following a formula based on their GDP and per capita GDP as a percentage of world per capita GDP. GSAF's objective would be to bring governments, private sector, and philanthropies together to bridge the SDG financing gap by leveraging credit enhancement tools and blended finance

- **Decarbonising the emerging G20 nations**

- **B20 Global Institute**

- **Compendium of Best Practices on Innovation Projects from India and other G20 Economies**

ПРОВОЗГЛАШЕННЫЕ ООН ЦЕЛИ УСТОЙЧИВОГО РАЗВИТИЯ НА ПЕРИОД ДО 2023 г.



Goal 1: No Poverty: End poverty in all its forms everywhere.



Goal 2: Zero Hunger: End hunger, achieve food security and improved nutrition and promote sustainable agriculture.



Goal 3: Good Health and Well-being: Ensure healthy lives and promote well-being for all at all ages.



Goal 4: Quality Education: Ensure inclusive and equitable quality education and promote lifelong learning opportunities for all.




Goal 5: Gender Equality: Achieve gender equality and empower all women and girls.



Goal 6: Clean Water and Sanitation: Ensure availability and sustainable management of water and sanitation for all.



Goal 7: Affordable and Clean Energy: Ensure access to affordable, reliable, sustainable and modern energy for all.



Goal 8: Decent Work and Economic Growth: Promote sustained, inclusive and sustainable economic growth, full and productive employment and decent work for all.



Goal 9: Industry, Innovation, and Infrastructure: Build resilient infrastructure, promote inclusive and sustainable industrialisation, and foster innovation.



Goal 10: Reduced Inequality: Reduce inequality within and among countries.



Goal 11: Sustainable Cities and Communities: Make cities and human settlements inclusive, safe, resilient, and sustainable.



Goal 12: Responsible Consumption and Production: Ensure sustainable consumption and production patterns.



Goal 13: Climate Action: Take urgent action to combat climate change and its impacts.



Goal 14: Life Below Water: Conserve and sustainably use the oceans, seas, and marine resources for sustainable development.



Goal 15: Life on Land: Protect, restore, and promote sustainable use of terrestrial ecosystems, sustainably manage forests, combat desertification, and halt and reverse land degradation and halt biodiversity loss.



Goal 16: Peace, Justice, and Strong Institutions: Promote peaceful and inclusive societies for sustainable development, provide access to justice for all and build effective, accountable, and inclusive institutions at all levels.



Goal 17: Partnerships to Achieve the Goal: Strengthen the means of implementation and revitalise the global partnership for sustainable development.

СИТУАЦИЯ С ДОСТИЖЕНИЕМ ЦЕЛЕЙ УСТОЙЧИВОГО РАЗВИТИЯ (по состоянию на середину 2023 г.)



Source: UN

ПРЕДЛОЖЕНИЯ В20 ПО ВКЛАДАМ В ГЛОБАЛЬНЫЙ ФОНД СОДЕЙСТВИЯ ДОСТИЖЕНИЮ ЦЕЛЕЙ УСТОЙЧИВОГО РАЗВИТИЯ

Country	GDP	Corporate Profits	0.2% of Annual Corporate profits	Country Quota for Gap Filling	Corporate Sector Contribution over 3 years (as per 0.2% of Annual Profit)	Corporate Sector Contribution over 3 years (max. as per country quota)	Government Contribution over 3 years
United States	\$22,996.10	\$2,771.1	\$5.54	\$47.79	\$16.63	\$16.63	\$31.16
China	\$17,734.06	\$3,962.9	\$7.93	\$6.68	\$23.78	\$6.68	\$0.00
Japan	\$4,937.42	\$764.0	\$1.53	\$5.82	\$4.58	\$4.58	\$1.23
Germany	\$4,223.12	\$1,111.6	\$2.22	\$6.43	\$6.67	\$6.43	\$0.00
United Kingdom	\$3,186.86	\$683.9	\$1.37	\$4.52	\$4.10	\$4.10	\$0.42
India	\$3,173.40	\$263.1	\$0.53	\$0.22	\$1.58	\$0.22	\$0.00
France	\$2,937.47	\$546.6	\$1.09	\$3.83	\$3.28	\$3.28	\$0.55
Italy	\$2,099.88	\$349.1	\$0.70	\$2.24	\$2.09	\$2.09	\$0.14
Canada	\$1,990.76	\$578.3	\$1.16	\$3.11	\$3.47	\$3.11	\$0.00
South Korea	\$1,798.53	\$379.5	\$0.76	\$1.87	\$2.28	\$1.87	\$0.00
Russia	\$1,775.80	\$403.4	\$0.81	\$0.65	\$2.42	\$0.65	\$0.00
Brazil	\$1,608.98	\$350.8	\$0.70	\$0.36	\$2.10	\$0.36	\$0.00
Australia	\$1,542.66	\$444.3	\$0.89	\$2.77	\$2.67	\$2.67	\$0.11
Spain	\$1,425.28	\$299.3	\$0.60	\$1.29	\$1.80	\$1.29	\$0.00
Mexico	\$1,293.04	\$245.6	\$0.49	\$0.38	\$1.47	\$0.38	\$0.00
Indonesia	\$1,186.09	\$339.5	\$0.68	\$0.15	\$2.04	\$0.15	\$0.00
Netherlands	\$1,018.01	\$266.6	\$0.53	\$1.77	\$1.60	\$1.60	\$0.17
Saudi Arabia	\$833.54	\$486.8	\$0.97	\$0.59	\$2.92	\$0.59	\$0.00
Türkiye	\$815.27	\$36.2	\$0.07	\$0.23	\$0.22	\$0.22	\$0.02
Switzerland	\$812.87	\$121.3	\$0.24	\$2.28	\$0.73	\$0.73	\$1.55
Poland	\$674.05	\$322.4	\$0.64	\$0.36	\$1.93	\$0.36	\$0.00
Sweden	\$627.44	\$183.4	\$0.37	\$1.13	\$1.10	\$1.10	\$0.03
Belgium	\$599.88	\$174.0	\$0.35	\$0.93	\$1.04	\$0.93	\$0.00
Thailand	\$505.98	\$73.0	\$0.15	\$0.11	\$0.44	\$0.11	\$0.00
Ireland	\$498.56	\$317.6	\$0.64	\$1.48	\$1.91	\$1.48	\$0.00
Argentina	\$491.49	\$97.2	\$0.19	\$0.16	\$0.58	\$0.16	\$0.00
Norway	\$482.44	\$223.8	\$0.45	\$1.29	\$1.34	\$1.29	\$0.00
Israel	\$481.59	\$75.0	\$0.15	\$0.74	\$0.45	\$0.45	\$0.29
Austria	\$477.08	\$124.1	\$0.25	\$0.76	\$0.74	\$0.74	\$0.02
Nigeria	\$440.78	\$26.4	\$0.05	\$0.03	\$0.16	\$0.03	\$0.00
Total		\$16,020.7	\$32.04	\$100.0	\$96.12	\$64.29	\$35.71

Source: World Bank, Oxford Economics, EY Analysis